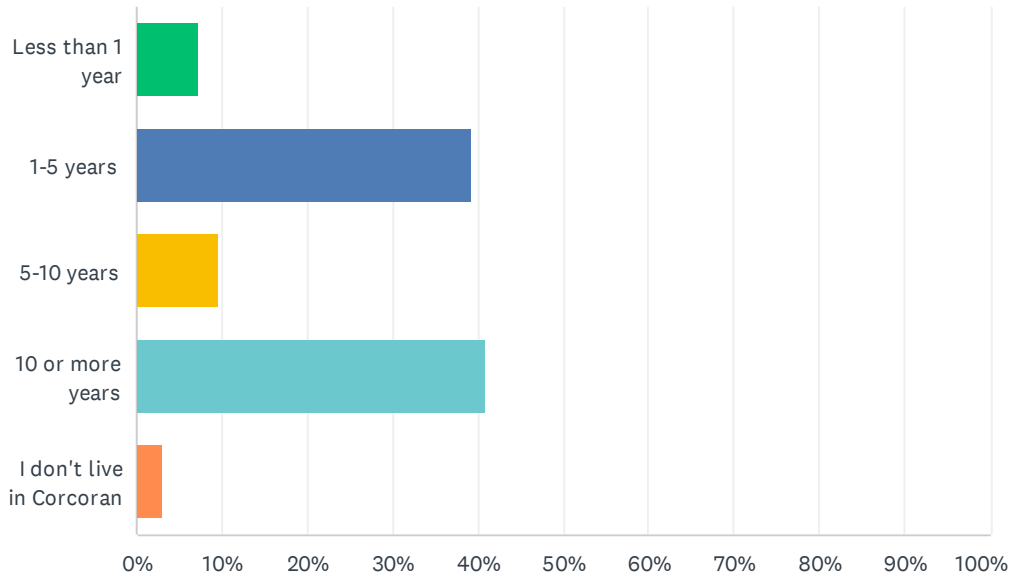


## Q1 How many years have you lived in Corcoran?

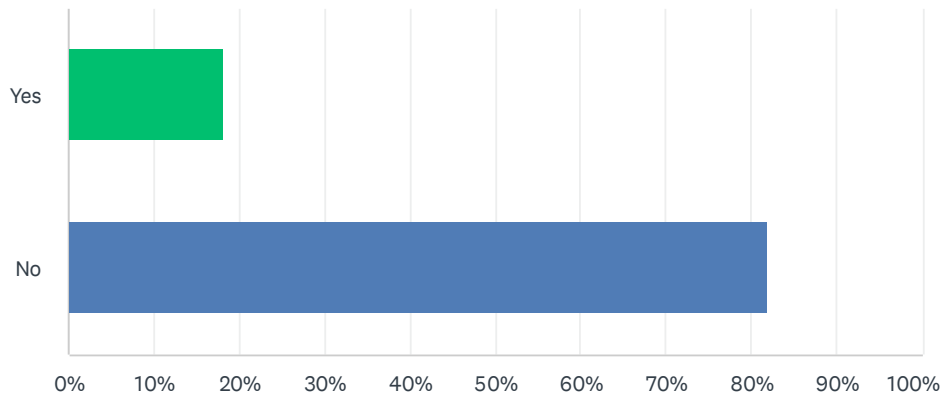
Answered: 166 Skipped: 0



ANSWER CHOICES	RESPONSES	
Less than 1 year	7.23%	12
1-5 years	39.16%	65
5-10 years	9.64%	16
10 or more years	40.96%	68
I don't live in Corcoran	3.01%	5
<b>TOTAL</b>		<b>166</b>

## Q2 Do you work in Corcoran?

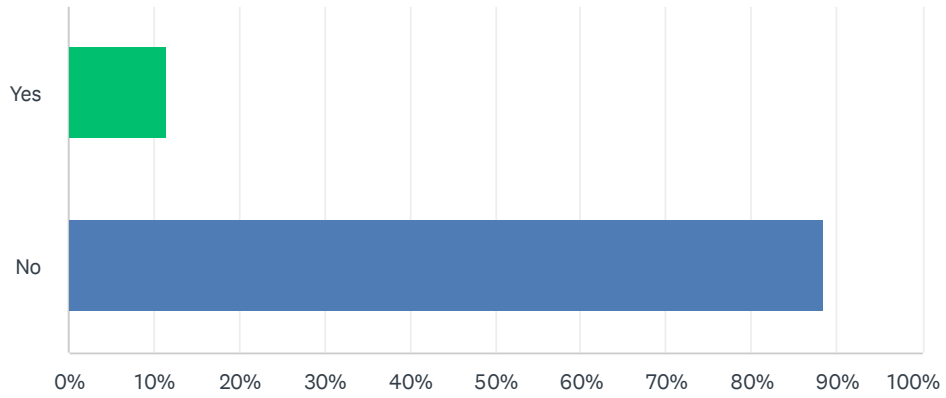
Answered: 166 Skipped: 0



ANSWER CHOICES	RESPONSES	
Yes	18.07%	30
No	81.93%	136
TOTAL		166

### Q3 Do you own a business in Corcoran?

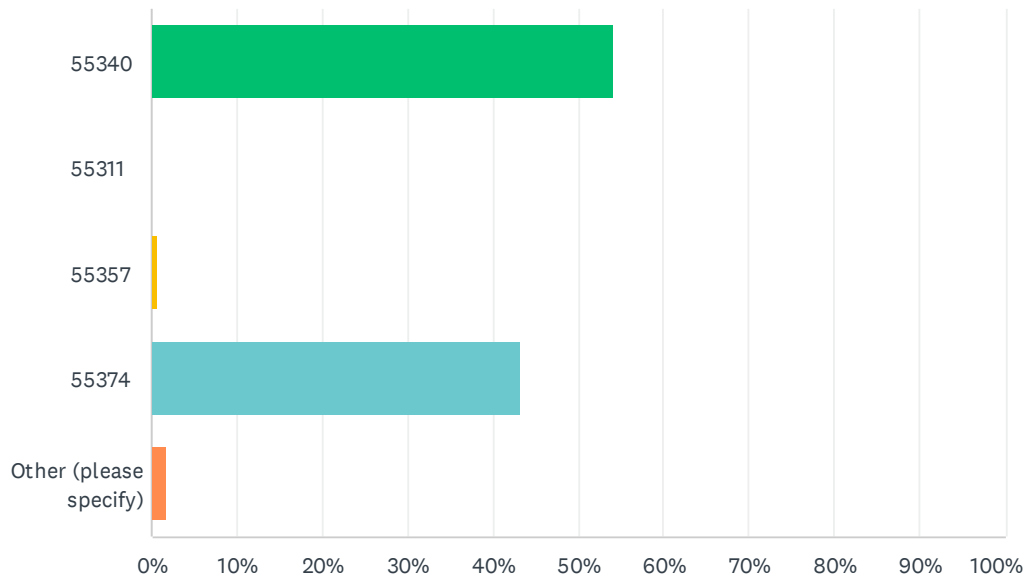
Answered: 166 Skipped: 0



ANSWER CHOICES	RESPONSES	
Yes	11.45%	19
No	88.55%	147
TOTAL		166

## Q4 What is your home ZIP code?

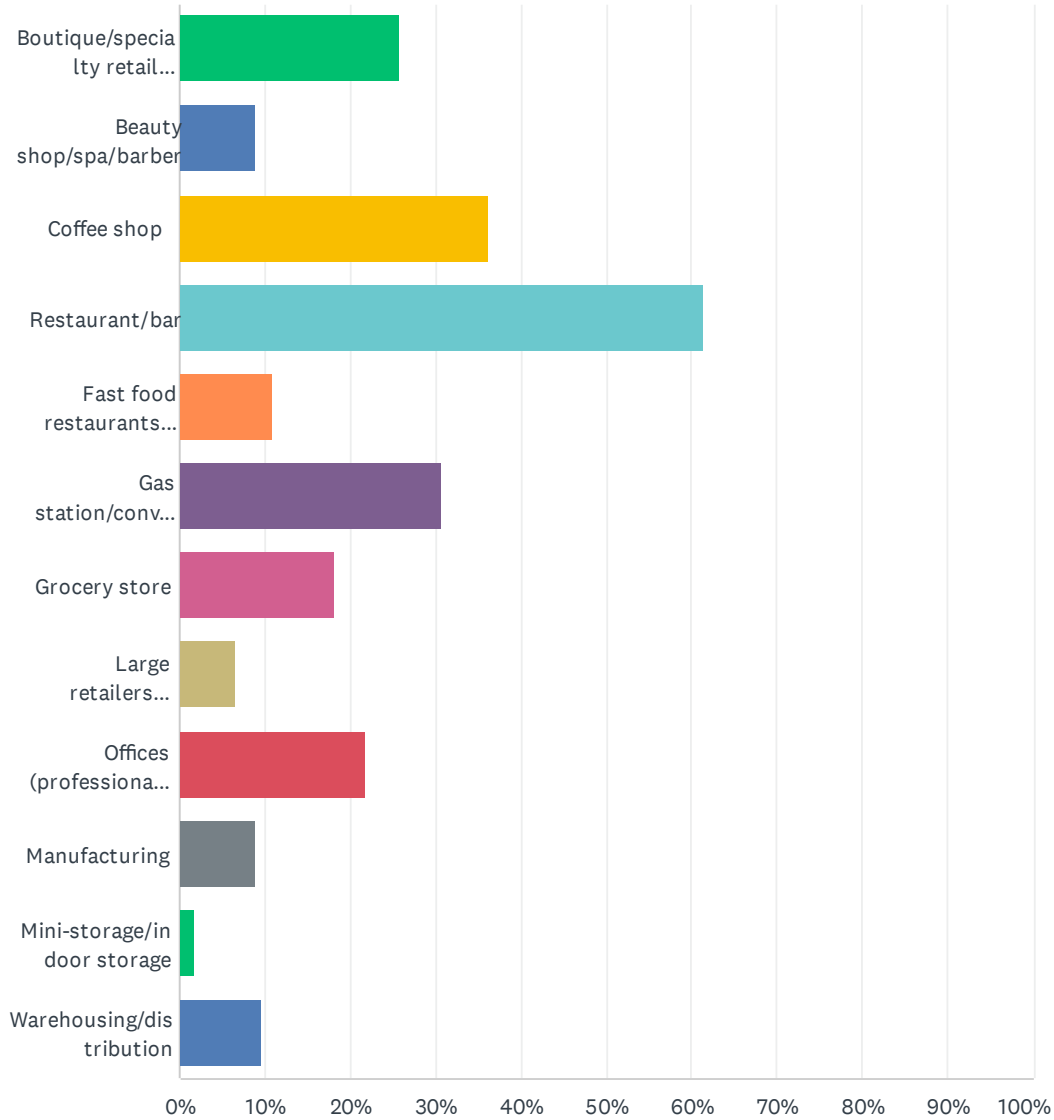
Answered: 166 Skipped: 0



ANSWER CHOICES	RESPONSES	
55340	54.22%	90
55311	0.00%	0
55357	0.60%	1
55374	43.37%	72
Other (please specify)	1.81%	3
<b>TOTAL</b>		<b>166</b>

### Q5 We are updating the Design Standards for the Northeast Area of Corcoran. What types of businesses are most needed in this area? (Select up to 3 answers)

Answered: 166 Skipped: 0

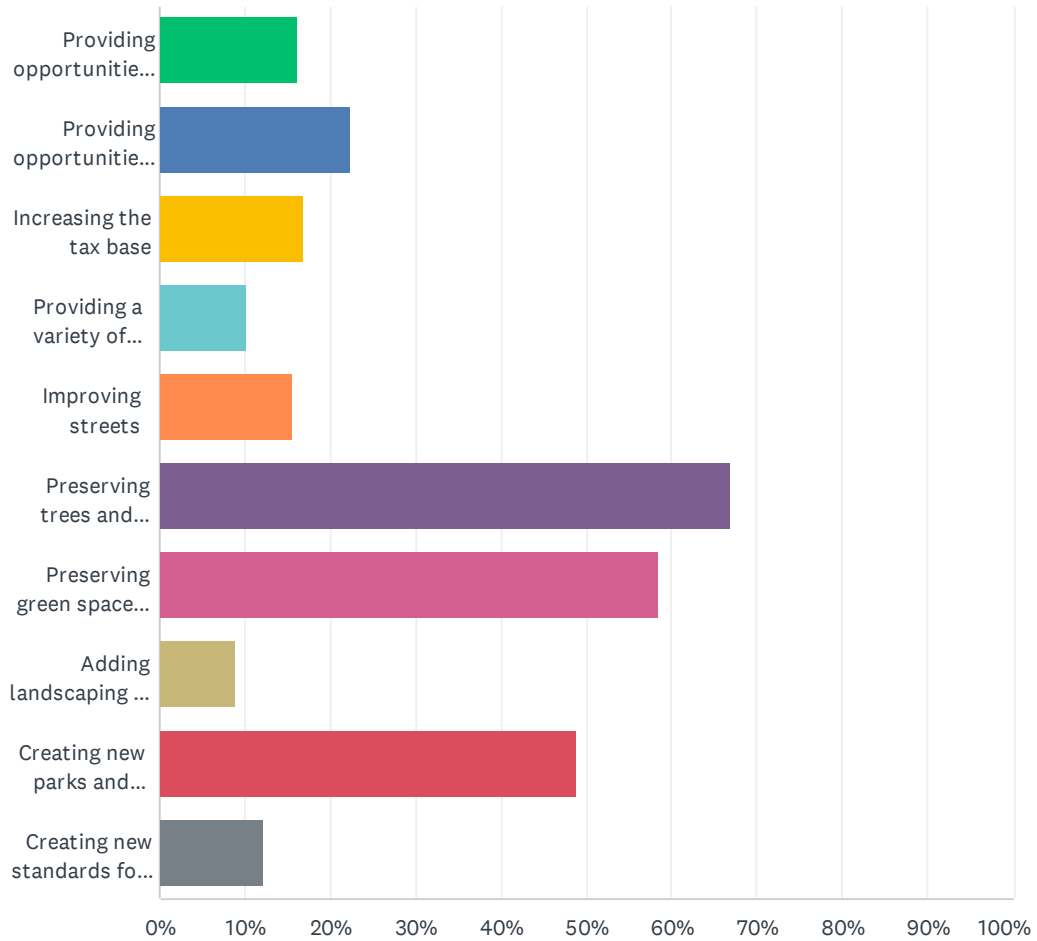


## Corcoran Northeast District Preference Survey

ANSWER CHOICES	RESPONSES	
Boutique/specialty retail stores	25.90%	43
Beauty shop/spa/barber	9.04%	15
Coffee shop	36.14%	60
Restaurant/bar	61.45%	102
Fast food restaurants with drive-throughs	10.84%	18
Gas station/convenience store	30.72%	51
Grocery store	18.07%	30
Large retailers (Target, Walmart or similar)	6.63%	11
Offices (professional/doctor)	21.69%	36
Manufacturing	9.04%	15
Mini-storage/indoor storage	1.81%	3
Warehousing/distribution	9.64%	16
Total Respondents: 166		

### Q6 What do you think is most important as the land in Northeast Corcoran develops? (Select up to 3 answers)

Answered: 166 Skipped: 0



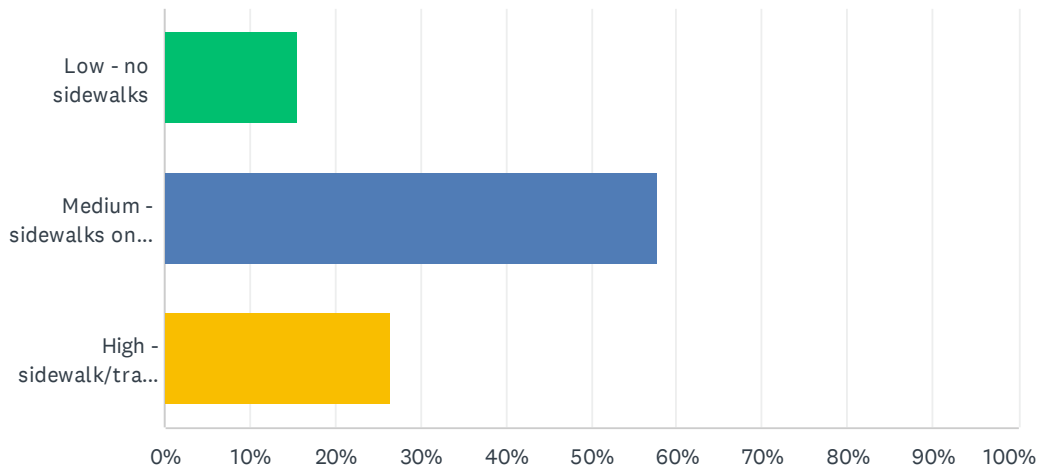
## Corcoran Northeast District Preference Survey

ANSWER CHOICES	RESPONSES	
Providing opportunities for job creating businesses	16.27%	27
Providing opportunities for new retail/restaurant businesses	22.29%	37
Increasing the tax base	16.87%	28
Providing a variety of housing options	10.24%	17
Improving streets	15.66%	26
Preserving trees and natural resources	66.87%	111
Preserving green space with larger setbacks along roads	58.43%	97
Adding landscaping to new developments	9.04%	15
Creating new parks and trails	48.80%	81
Creating new standards for sustainability	12.05%	20
Total Respondents: 166		



## Q7 Which street design do you prefer?

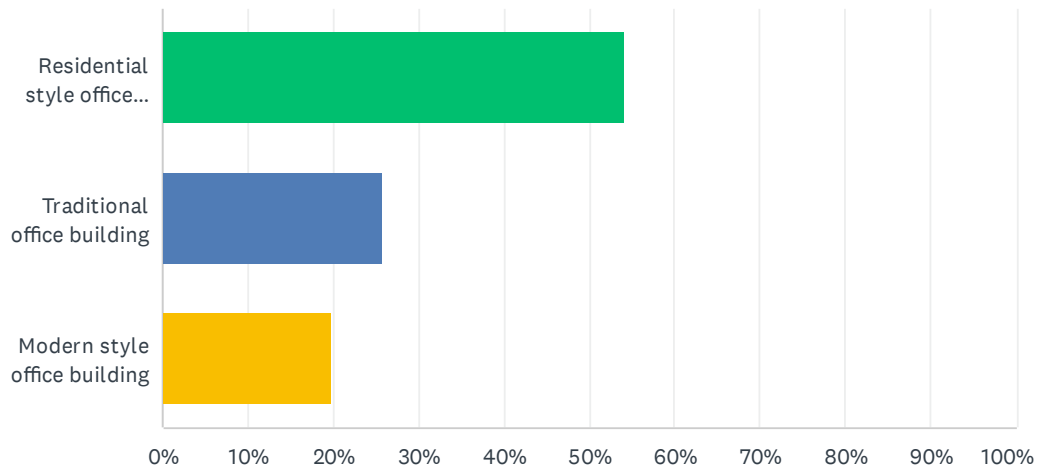
Answered: 166 Skipped: 0



ANSWER CHOICES	RESPONSES	
Low - no sidewalks	15.66%	26
Medium - sidewalks on one side	57.83%	96
High - sidewalk/trail on both sides	26.51%	44
<b>TOTAL</b>		<b>166</b>

## Q8 Which building design do you prefer?

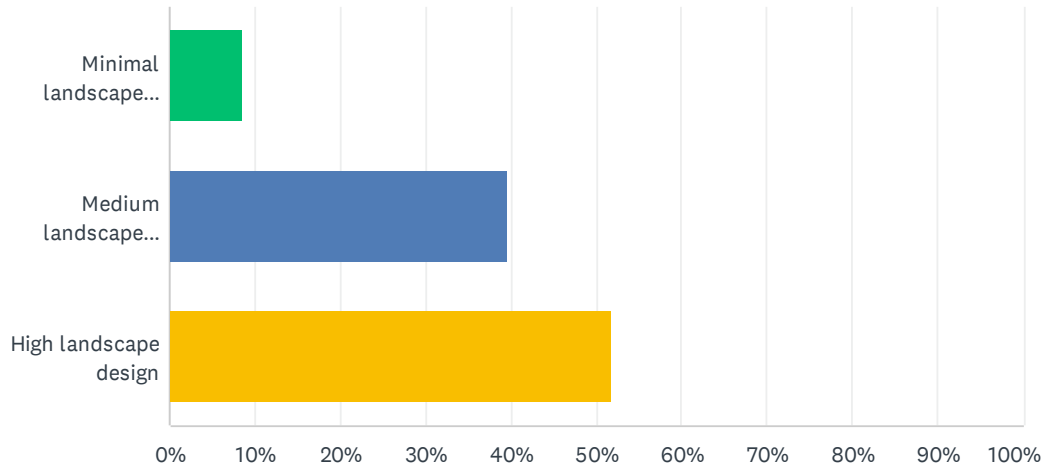
Answered: 166 Skipped: 0



ANSWER CHOICES	RESPONSES	
Residential style office building	54.22%	90
Traditional office building	25.90%	43
Modern style office building	19.88%	33
TOTAL		166

## Q9 Which parking landscape do you prefer?

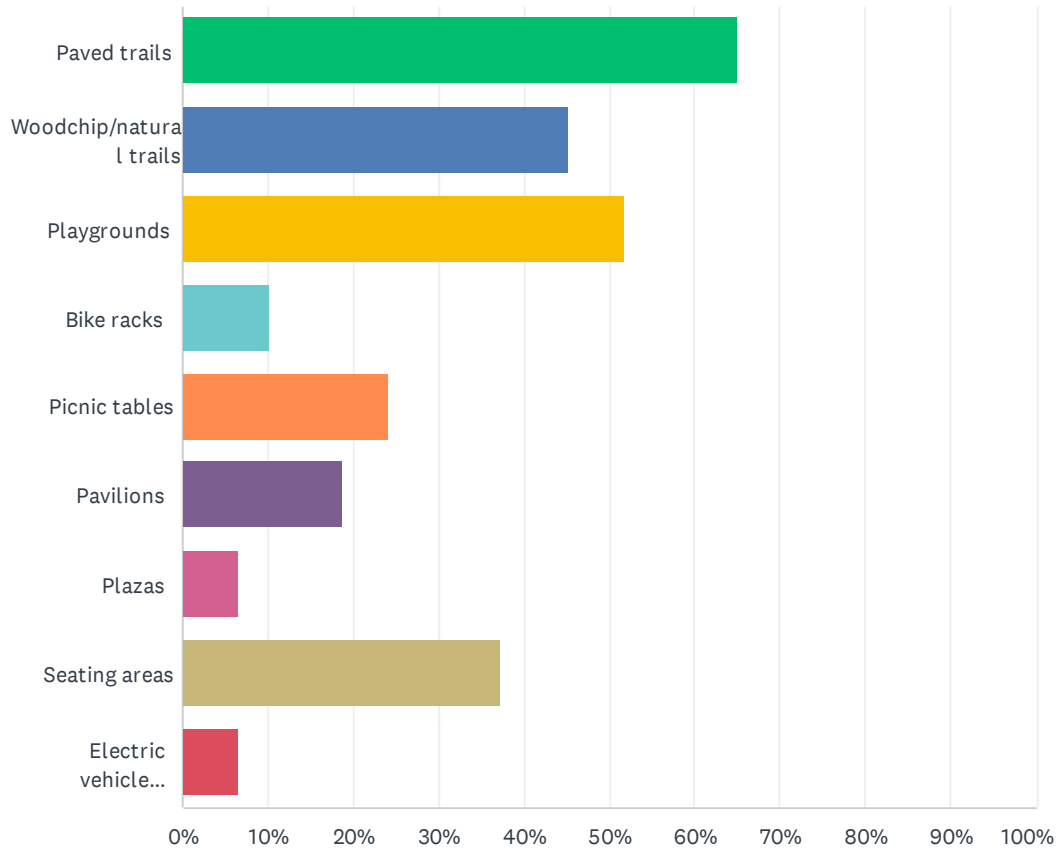
Answered: 166 Skipped: 0



ANSWER CHOICES	RESPONSES	
Minimal landscape design	8.43%	14
Medium landscape design	39.76%	66
High landscape design	51.81%	86
TOTAL		166

## Q10 Which type of amenity is most important in public spaces/parks? (Select up to 3 answers)

Answered: 166 Skipped: 0



ANSWER CHOICES	RESPONSES	
Paved trails	65.06%	108
Woodchip/natural trails	45.18%	75
Playgrounds	51.81%	86
Bike racks	10.24%	17
Picnic tables	24.10%	40
Pavilions	18.67%	31
Plazas	6.63%	11
Seating areas	37.35%	62
Electric vehicle charging stations	6.63%	11
Total Respondents: 166		